



RED HOUSE

THE WINE COUNTRY LIFESTYLE



Care Instructions:

Hand wash in cold. Do not bleach.
Lay flat to dry. Cool iron if needed.







SILK BABY PIQUE POLO

RH13

Baby pique knit at its finest strikes the perfect balance between the richness of silk and the strength of cotton.

- 70/30 silk/cotton, 5.9oz
- Grosgrain trim along inside neck and side vents
- Understated flat knit collar and matching cuffs
- Natural shell buttons

Finished Measurements in Inches								
Size	XS	S	M	L	XL	2XL	3XL	4XL
Chest	19	20.5	21.5	23.5	25.5	27	28.5	30
Body	25.5	26.5	30	31	32	33	33.5	34
Sleeve	9	9.5	11	11.5	12	12.5	13	13.5
Shoulder	17	18	19.5	21	22.5	23.5	24.5	25.5
Collar	15.5	16	16.5	17	17.5	18	18.5	19
Placket	7.5	7.5	7.5	7.5	7.5	7.5	8	8

Colors	
	Aqua
	Black
	Insignia Blue
	Lime Green
	Papaya
	Winter White

Chest measured 1" under arm hole. Body length measured from center back neck seam to hem.
Sleeve measured from shoulder seam to hem. Shoulder width measured from arm hole to arm hole.
Collar measured by circumference. Placket measured by length, including box.

Please Note:

Colors shown are approximate and for reference only. For closest match see PMS colors, or for exact match, returnable samples and grommeted samples are available.

Color Chart						
Colors	Aqua	Black	Insignia Blue	Lime Green	Papaya	Winter White
General PMS	630C	Process Black	7546C	367C	486C	No Match
Textile PMS	15-4712TC	19-5320TC	19-4019TC	13-0221TC	151530TC	11-0701TC
Madeira Classic (Tonal Emb)	1089	1007	1364	1248	1152	1071

Red House Embroidery Recommendations *Provided by the Embroidery Trade Association*

RH13/RH14 – Silk Baby Pique Polo & Ladies Silk Baby Pique Polo

Backing: 1 oz cut-away with inner layer ripstop patterned nylon
Thread: 40 weight
Soluble topping recommended.
Needle: Ball point

Notes: Use a good underlay on the design, but keep stitches to a minimum. Long stitches recommended in the fills. Designs over 12,000 stitches will become too heavy and wrinkle the fabric. Do not pack stitches too tightly or they will curl after cleaning. The fabric takes digitized small letters and narrow columns well.

This information is intended to serve as a guideline for embroiderers. SanMar is not responsible for the compromised integrity of Red House fabrics due to embroidery or decoration.